



Dealing with Your Traffic Ticket

What to do with your traffic ticket?

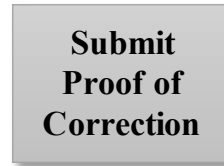
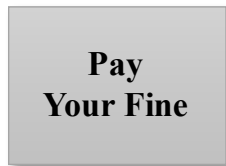
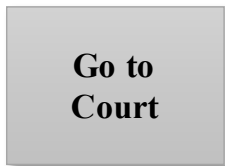
You have options! Let us make this easy.



SCAN HERE

Step 1. Take a picture of the front and back of your ticket in case you lose or misplace the ticket.

Step 2. Your options:



1. **Go to court:** Show up in court for a hearing on the date and time printed on the summons.
2. **Pay:** Pay your ticket online hassle-free.
3. **Submit Proof of Correction:** Have you registered the car? Have you had the car inspected? Share the proof with us.
4. **Submit a Good Driving Record:** If you are a great driver, show us! Send us your clean driving record.

Step 3: Go online and select your options.

1. **Scan:** Scan the QR code on the top of this sheet.
2. **Choose:** Pick the option that suits you best.
3. **Follow:** Follow the steps to resolve your ticket.



SCAN HERE

Need Help?

Still confused? We are here to help! Contact our support team for assistance at (401) 275-2700.